

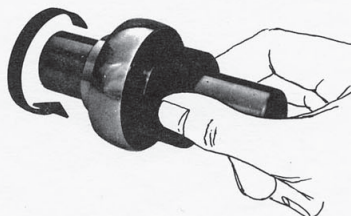


How to Install The Fafnir Self-Locking Collar

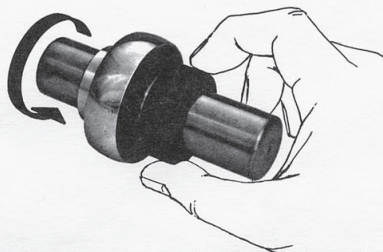
1. Observe cam design of wide inner ring and self-locking collar.



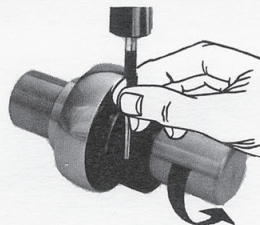
2. Mate cam of collar with cam of bearing inner ring.



3. Pressing collar lightly against inner ring, turn collar in direction of shaft rotation until engaged.



4. With drift pin in collar hole, strike in direction of shaft rotation to lock.



5. Tighten set screw in collar.

